



FERRARI  
CHALLENGE



Brands Hatch 20-22 June 2025

Drivers & Team Managers' Briefing Notes

Event Timetable Vr.1

FRIDAY	
Driver's briefing	17:30

SATURDAY – INDY CIRCUIT	
Administrative Checks & Technical Scrutineering	Online Pre-Event
Free Practice 1 (40')	09:00-09:40
Qualifying 1 (30')	10:55-11:25
RACE 1	
14:10	Pit lane OPEN (Horn – Green light at pit exit)
<b>14:20</b>	<b>Pit lane CLOSED (Horn – Red light at pit exit)</b>
14:25	5 minutes board (Horn – 5' before formation lap)
14:27	3 minutes board (Horn – 3' before formation lap) <b>WHEELS FITTED</b>
14:29	1 minute board (Horn – 1' before formation lap) <b>ENGINE ON</b>
14:29.30	30 seconds board (Horn – 30" before formation lap)
<b>14:30</b>	<b>Green flag (Start of Formation lap)</b>
Race distance	30 minutes + 1 lap

SUNDAY – GP CIRCUIT	
Free Practice 2 (40')	10:00-10:40
Qualifying 2 (30')	11:55-12:25
RACE 2	
15:10	Pit lane OPEN (Horn – Green light at pit exit)
<b>15:20</b>	<b>Pit lane CLOSED (Horn – Red light at pit exit)</b>
15:25	5 minutes board (Horn – 5' before formation lap)
15:27	3 minutes board (Horn – 3' before formation lap) <b>WHEELS FITTED</b>
15:29	1 minute board (Horn – 1' before formation lap) <b>ENGINE ON</b>
15:29.30	30 seconds board (Horn – 30" before formation lap)
<b>15:30</b>	<b>Green flag (Start of Formation lap)</b>
Race distance	30 minutes + 1 lap



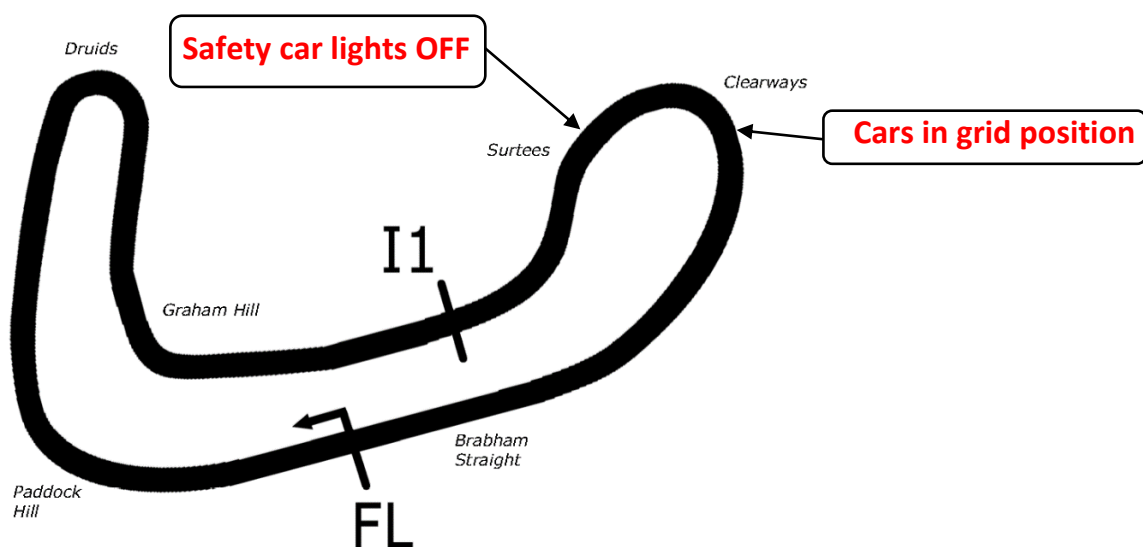
FERRARI  
CHALLENGE

TROFEO  
PIRELLI

## Circuit Information

	Indy Circuit	Grand Prix Circuit
Lap Length	1944 m	3916 m
Start and Finish Line offset	0 m	0 m
Red Flag Line	At Start/Finish line	At Start/Finish line
Pit lane length	277 m	277 m
Speed limit in Pit Lane	60 Km/h	60 Km/h
Pole Position	RIGHT	RIGHT
Safety car at First Lap		
Safety car light OFF	T4 (Surtees)	T8 (Stirling Bend)
Stop and Go Penalty area	At the bottom of RC building	
RD Signalling place	At the finish line on the RIGHT	

## Indy Circuit (Saturday)

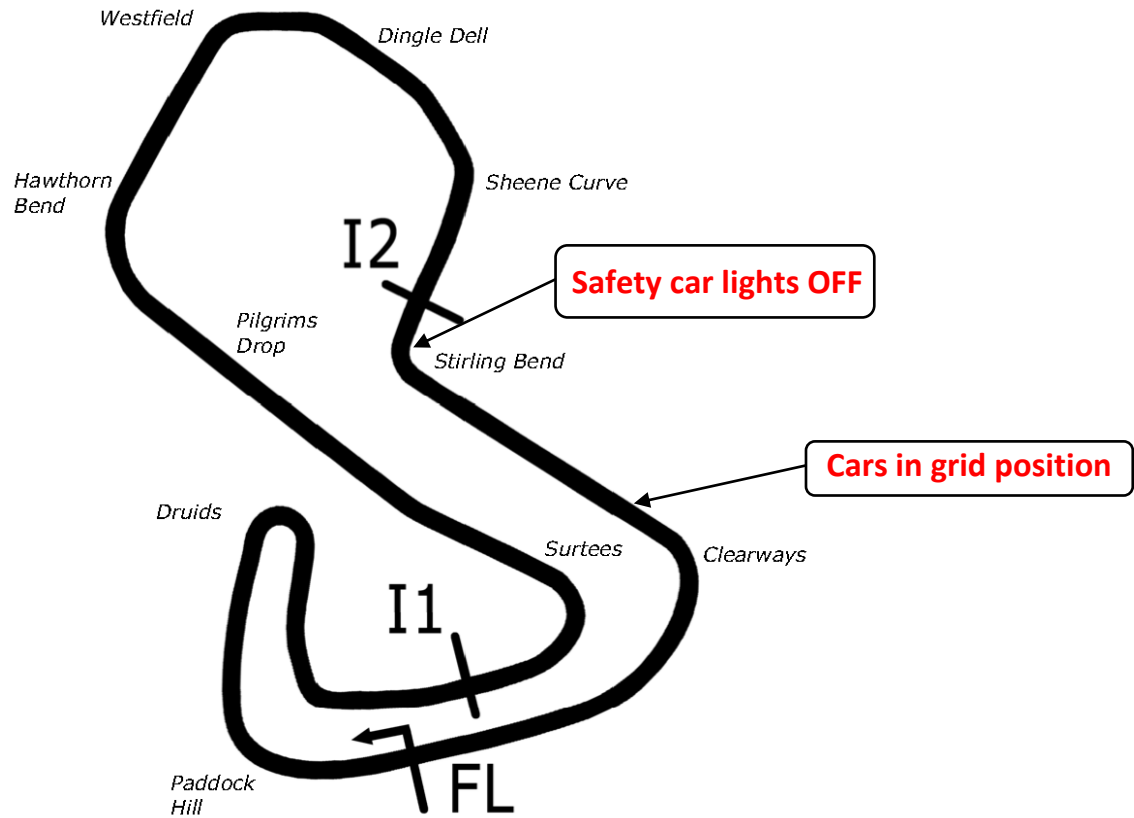




FERRARI  
CHALLENGE

TROFEO  
PIRELLI

## Grand Prix Circuit (Sunday)

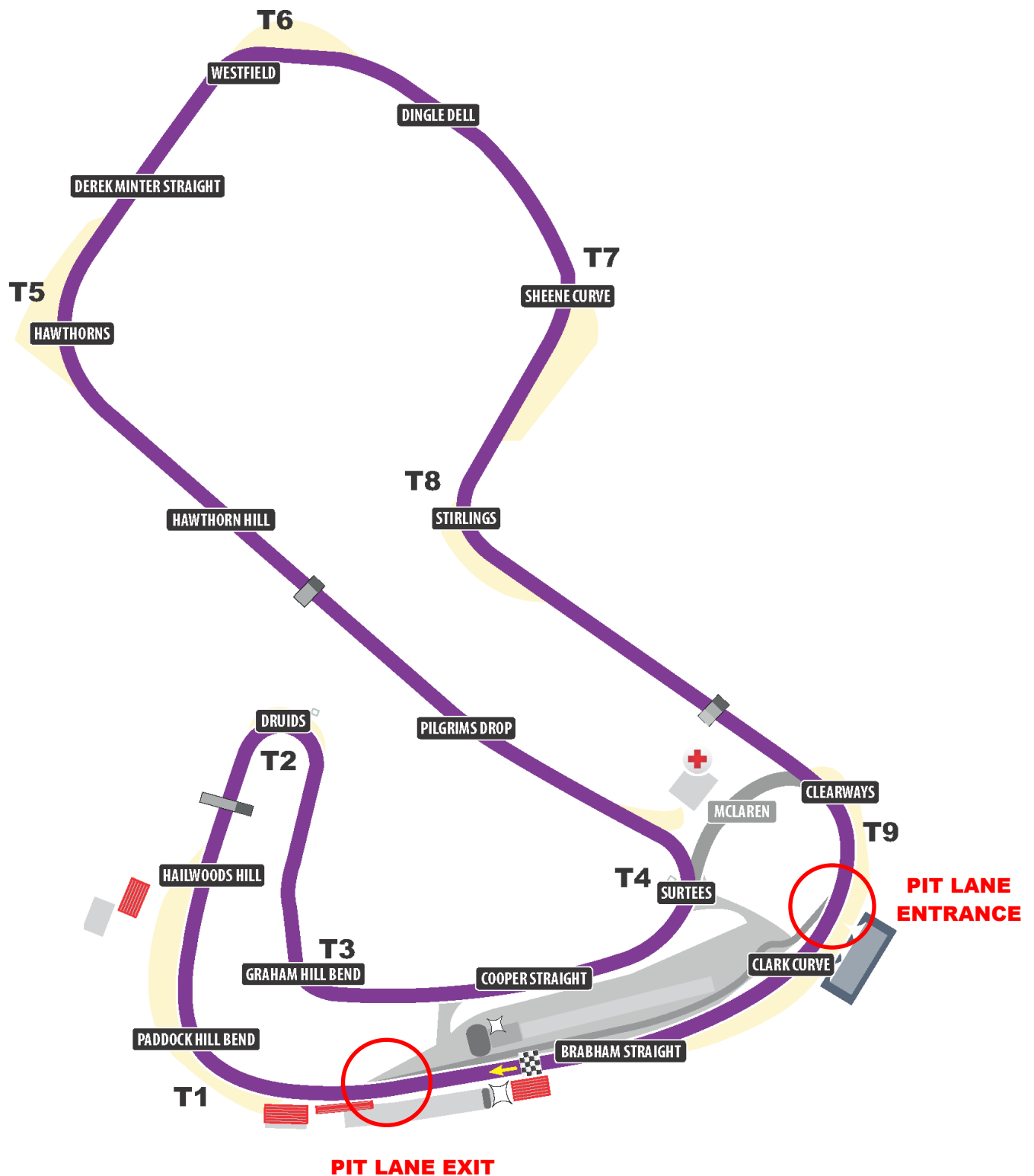




FERRARI  
CHALLENGE

TROFEO  
PIRELLI

## Location of Pit Lane Entrance & Exit



- The Pit Lane Exit & Entrance is common to both the Indy & Grand Prix circuits.
- The Pit Lane Exit joins the track on the RHS on the approach to Turn 1 (Paddock Hill Bend).
- The Pit Lane Entrance is to on the RHS at the exit of Turn 9 (Clearways).




FERRARI  
CHALLENGE


TROFEO  
PIRELLI

## Pit Lane Exit

- The Pit Lane Speed Limit of 60 kph ends at the white line just beyond Race Control.



- The Pit Lane Exit Lights, comprising Red, Green & Flashing Blue, are on the RHS just before the end of the armco barrier. You may proceed onto the track if there is a Green light. The Flashing Blue is to remind you that there will be faster cars coming up on your LH side. You must stop at the Pit Lane Exit if there is a Red light and wait for it to turn Green before proceeding.



- Keep to the RIGHT of the solid white line indicated by the red arrow above. Do not move across to take your line for Turn 1 until the end of the solid white line & only if it is safe to do so. USE YOUR MIRRORS!!



FERRARI  
CHALLENGE

TROFEO  
PIRELLI

## Pit Lane Entrance



- There is no lead in white line, the Pit Lane Entrance is simply denoted by a broken white line on the RH side at the exit of Turn 9 (Clearways).

## Pit Lane



- The Pit Lane speed limit is 60 kph.





FERRARI  
CHALLENGE

TROFEO  
PIRELLI

## Startline



- Pole position is on the right hand side of the track. Cars will be positioned on the grid in a 2 x 2 formation.
- The Starting Lights and gantry mounted messaging board are highlighted in red above.
- **Control Flags** will be shown from the start/finish line on the driver's right hand side from the box highlighted in orange and, where possible, they will be repeated on the gantry mounted messaging board.



FERRARI  
CHALLENGE

TROFEO  
PIRELLI

## Track Limits



**ACCEPTABLE**



**NOT ACCEPTABLE**

- Please respect the track limits regulations - NCR Ch.12 App.7 Art. 1.6.

Drivers must use the track at all times and may not leave the track without a justifiable reason.  
For the avoidance of doubt:

1. The white lines defining the track edges are considered to be part of the track.
  2. A driver will be judged to have left the track if any part of the contact patch of the tyre goes beyond either the outer edge of any kerb or the white line where there is no kerb.
- Track sensors may be used to detect when a car has left the track. Brands Hatch has sensors located at the exit of Turn 1 (Paddock Hill Bend) on LHS, the exit of Turn 2 (Druids) on LHS and the exit of Turn 3 (Graham Hill Bend) on RHS.
  - Lap times can be removed during qualifying and a sliding-scale of penalties can be applied during the race.





FERRARI  
CHALLENGE

TROFEO  
PIRELLI


## End of Free Practice/Qualifying/Race

### Saturday and Sunday

- Once you have taken the Chequered Flag, slow down & complete the lap returning to the Pit Lane and your garage via the Pit Lane Entrance.

### Start Procedure

- Please ensure that You are in your grid position at the **FIVE** minute signal. At the **THREE** minutes signal you must have all wheels fitted and the car on the ground.
- Please ensure that the grid is cleared at the **ONE** minute signal.
- Please keep the formation lap as tight as possible. Once the Safety Car backs you up on the formation lap, you should maintain station in your relative grid positions until the red lights on the starting gantry go out.




- If there is a car missing from the grid or a car falls to the back of the grid during the formation lap, the resulting space on the grid must be maintained until the start of the race.



FERRARI  
CHALLENGE

TROFEO  
PIRELLI



- If there is a problem at the start the red lights will stay on at the end of the formation lap. The cars, with the pole position leading, will complete a new formation lap. This procedure can be repeated several times if needed. If further formation laps are necessary, the start of the race will be considered to have been given at the end of the first formation lap.

#### Safety Car

- The Safety car will be deployed as follow. First, waved yellow flags with stationary 'SC' boards will be displayed around the circuit. All cars must slow down immediately. The Safety Car will then be deployed and will join the track from behind Race Control, as illustrated below. All the competing cars must then form up in line behind the Safety Car no more than **five** car lengths apart. The Safety Car lights will be switched off at the location shown on the two graphics at the start of these Briefing Notes. As the Safety Car enters the pit lane, all 'SC' boards and yellow flags will be replaced with green flags. **Please note that there must be no overtaking until you have taken the green flag at the finish line.** If the race ends whilst the Safety Car is deployed it will enter the pit lane with extinguished lights at the end of the last lap and the cars will take the chequered flag as normal without overtaking.



- Remember that penalty such a Drive-through or Stop&Go **CANNOT** be served during a Safety car period.

### Flags & Light Boards

- Yellow Light / Flags:

Single, flashing / waved: Danger, slow down sufficiently to ensure that full control of the vehicle can be retained. No overtaking.

Double, flashing / waved: Great danger. Slow down considerably. Be prepared to suddenly change from the projected racing line, or take other evasive action including stopping if necessary. No overtaking.

For the safety of the marshals, who may be trackside, please respect the yellow flags.

- Blue Light / Flags: Please watch for blue flags around the circuit. It is the responsibility of the following, faster car to pass safely and without making contact. The slower car should not suddenly change direction.
- Red Light / Flags: The session has been stopped. During qualifying please return to the pit lane and await instructions. During a race please proceed at significantly reduced speed towards the start line but stop before the grid to allow space for a restart, if time allows. If you are directed off-circuit then assume Parc Fermé conditions apply unless instructed otherwise.
- There are light boards around the circuit and these lights are the primary signal with flags substituting these light boards.



FERRARI  
CHALLENGE

TROFEO  
PIRELLI

## Emergency Protocol

- **If you are in an accident**, the marshals will approach you from the head-on direction – if you are OK and able to exit the vehicle please show them a clear ‘thumbs up’ gesture. If they don’t see this, further support (medical and/or rescue intervention) will be requested. If you can safely exit your vehicle, do so and stand in a suitable location ie. behind the barriers.
- Please do not remove your helmet, stand or squat behind or between vehicles or spend time discussing an incident with a fellow competitor whilst you are track side of the barriers.

## Retiring on circuit

- If you realise your car has a problem, please try to return to the pit lane. The only exception to this is if you think the vehicle may be dropping fluid; in this case try to pull over onto the grass in a safe area, as close to the barrier as possible, as soon as possible.

If you do have to abandon the car please comply with marshals’ instructions and move to a safe area.  
Do not return to the paddock - you may be requested to assist if the car requires a tow.

## General Notes

- The Control Line, used for timing purposes, is located on the finish line.
- The Technical garage is available to the team to check their cars if they wish
- That garage will be used for the scrutineers to check cars after the qualifying and both races.
- Parc Fermè will be inside the Team garage.

## National Competition Rules (NCR)

- The Motorsport UK National Competition Rules (NCR) have been introduced to modernise and improve accessibility. The rules represent a format overhaul with minimal material amendments to existing regulations.
- The NCR replaces the former Blue Book format.
- The latest version of the NCR can be downloaded from: <https://www.motorsportuk.org/resource-centre/>

**Andrew Rowe**  
Ferrari Challenge UK Clerk of the Course